

Министерство науки и высшего образования Российской Федерации
Тольяттинский государственный университет
Гуманитарно-педагогический институт

Е.В. Косс

ПРОФЕССИОНАЛЬНЫЙ АНГЛИЙСКИЙ ЯЗЫК: ПРАКТИКУМ ПО ГОВОРЕНИЮ



Практикум



© ФГБОУ ВО «Тольяттинский
государственный университет», 2022

ISBN 978-5-8259-1531-9

УДК 811.11-112
ББК 81.2Англ-923

Рецензенты:

канд. филол. наук, доцент кафедры зарубежной филологии
Поволжского православного института имени Святителя Алексия,
митрополита Московского *М.В. Пащенко*;
канд. пед. наук, доцент кафедры «Теория и практика перевода»
Тольяттинского государственного университета *А.В. Кириллова*.

Косс, Е.В. Профессиональный английский язык: практикум по говорению : практикум / Е.В. Косс. – Тольятти : Изд-во ТГУ, 2022. – 1 оптический диск. – ISBN 978-5-8259-1531-9.

Целью данного практикума является дальнейшее совершенствование иноязычной коммуникативной компетенции в области говорения в сфере бытового и профессионального общения на начальном уровне обучения (Elementary).

Практикум предназначен для студентов бакалавриата и магистратуры, изучающих английский язык в рамках профессиональной подготовки по различным направлениям, а также для всех совершенствующих навыки использования английского языка в сфере бытового и делового общения на уровне Elementary.

Мультимедийное электронное издание.

Рекомендовано к изданию научно-методическим советом Тольяттинского государственного университета.

Минимальные системные требования: IBM PC-совместимый компьютер: Windows XP/Vista/7/8; ПИИ 500 МГц или эквивалент; 256 Мб ОЗУ; SVGA; CD-ROM; устройство для воспроизведения звука; Adobe Acrobat Reader, проигрыватель Windows Media, интернет-браузер.



Редактор русского текста *Т.М. Воропанова*
Корректор *Ю.С. Елисеева*
Технический редактор *Н.П. Крюкова*
Компьютерная верстка: *Л.В. Сызганцева*
Художественное оформление,
компьютерное проектирование: *Г.В. Карасева*

Дата подписания к использованию 07.04.2021.

Объем издания 122 Мб.

Комплектация издания: компакт-диск, первичная упаковка.

Заказ № 1-80-19.

Издательство Тольяттинского государственного университета
445020, г. Тольятти, ул. Белорусская, 14,
тел. 8 (8482) 53-91-47, www.tltsu.ru

Contents

| | |
|--|----|
| INTRODUCTION/ВВЕДЕНИЕ | 5 |
| Module 0. WELCOME TO THE CLASS | 17 |
| Module 1. MEETING PEOPLE | 20 |
| Module 2. PEOPLE, TIME AND THINGS | 27 |
| Module 3. DAILY ROUTINE | 32 |
| Module 4. FREE TIME: FRIENDS, FOOD, TRAVELLING | 38 |
| Module EXAM PREPARATION | 44 |
| Module 5. IN A CITY: SHOPS, BUILDINGS | 48 |
| Module 6. PEOPLE: GENERATIONS, CELEBRITIES | 54 |
| Module 7. FILMS. MUSIC. NEWS | 61 |
| Module 8. CULTURE AND TRADITIONS | 68 |
| REFERENCES | 74 |
| KEYS | 75 |

INTRODUCTION/ВВЕДЕНИЕ

Английский язык является языком международного общения, инструментом коммуникации в ситуациях бытового, общенаучного и профессионального характера, поэтому очень важно сформировать навыки владения языком на достаточном для устного и письменного общения уровне.

Анкетирование студентов и преподавателей Тольяттинского государственного университета, проведенное в апреле 2019 года, показало, что «на начальных уровнях наибольшие сложности на занятиях вызывает именно говорение, соответственно, именно над этим видом речевой деятельности необходимо дополнительно работать и именно поэтому создание учебного издания по говорению особенно актуально» [2].

При создании практикума учитывались достижения науки и техники, а также особенности поколения, которому предстоит учиться на материале этого издания, поэтому с **учетом процессов цифровизации и индивидуализации** образования упражнения имеют цифровой формат, доступны по гиперссылкам и QR-кодам с любого устройства, имеющего доступ в Интернет; их можно выполнять неограниченное количество раз, причем в некоторых случаях преподаватель имеет возможность отслеживать прогресс студентов в режиме онлайн, что позволяет эффективно управлять учебным процессом. Все это дает возможность реализовывать **технологии смешанного обучения**, при котором комбинируется опыт обучения с преподавателем и в режиме онлайн, причем студент может самостоятельно контролировать время, место и темп обучения.

Опыт преподавания английского языка в вузе позволил обозначить несколько проблем, которые необходимо решить:

- при заучивании студентами новой лексики во время выполнения самостоятельной работы могут возникать проблемы с произношением и правописанием. Если орфографию студенты могут легко проверить сами, то неразвитые навыки произношения часто ведут к трудностям с распознаванием слов при аудировании (если студент не знает, как произнести слово, то он и не «узнаёт» его в устной речи), поэтому необходимо организовать систему помощи для

тренировки продуцирования и распознавания правильного звукового облика слова;

- знание студентами новой лексики, грамматических правил и умение использовать их в речи очень часто не переходят в стадию автоматизации, то есть не становятся навыками, что необходимо для спонтанного общения на иностранном языке. В результате умения студента весьма ограничены: он лишь умеет раскрывать скобки, выбирать правильный вариант из предложенных, участвовать в заранее выученном диалоге, но не способен быстро и адекватно реагировать в реальной ситуации устного общения, если она возникает спонтанно;

- отработать, в некоторой степени автоматизировать новоприобретенные умения призваны интерактивные упражнения основных учебников курса. Их можно выполнять в паре или в небольшой группе, но при этом преподаватель не может одновременно оценивать правильность выполнения устных заданий у всех студентов. Таким образом, ошибки могут закрепиться в речи. В связи с этим необходимо продумать способ оценивания и коррекции устной монологической и диалогической речи одновременно для всех студентов группы.

Данный практикум создан с целью дополнить существующие учебные пособия по изучению дисциплины «Профессиональный английский язык», а также «Иностранный язык» и «Английский язык» на уровне Elementary, может быть использован как инструмент тренировки новой лексики, употребления изученных грамматических конструкций в устной речи, тренировки монологической и диалогической речи на материале основных учебников, что позволяет экономить время в условиях его дефицита. Практикум направлен на интенсивную тренировку и усиленное развитие навыков говорения и параллельно — аудирования, то есть его цель, как и цель дисциплины «Профессиональный английский язык», — формирование и совершенствование иноязычной коммуникативной компетенции в области говорения в сфере бытового и профессионального общения на начальном уровне обучения (Elementary).

Для достижения цели практикума необходимо выполнить следующие задачи, которые в некоторой мере совпадают с задачами изучения дисциплины:

- 1) развитие навыков использования грамматических конструкций, фразеологических единиц и тематической лексики в устной речи в бытовых и профессиональных ситуациях общения;
- 2) формирование навыков устной коммуникации в ситуациях делового общения при осуществлении профессиональной деятельности;
- 3) совершенствование навыков самостоятельной работы и навыка работы со словарями, справочниками, интернет-ресурсами для поиска необходимой информации по изучаемому языку;
- 4) знакомство с некоторыми компонентами международного тестирования TOEIC (Speaking/Говорение).

Согласно «Требованиям к разработке учебно-методических материалов» ТГУ практикум – это учебное издание, содержащее практические задания и упражнения, способствующие усвоению пройденного. В содержании практикума практические задания должны указываться в соответствии с последовательностью их выполнения и содержанием РПД, поэтому нам необходимо учитывать содержание рабочей программы при разработке практикума. В качестве материала в пособии использованы аутентичные английские клише, грамматические структуры, которые содержатся в основных учебниках и вводятся на практических занятиях, а затем отрабатываются, доводятся до автоматизма с помощью упражнений из данного практикума.

Требования к уровню усвоения содержания практикума

В результате выполнения заданий студент должен

✓ *знать*:

- изученную лексику и устойчивые словосочетания для каждого модуля;
- правила образования и нормы использования изученных грамматических конструкций английского языка, обеспечивающих успешную устную коммуникацию;

✓ *уметь*:


- понимать значение лексических единиц английского языка, устойчивых словосочетаний (сложных наименований, идиом, клише, фразовых глаголов) в контексте и использовать их в речи;
- использовать ресурсы Интернета для совершенствования навыков устной речи во время аудиторной и самостоятельной работы;
- строить диалогическую и монологическую речь в простых коммуникативных ситуациях бытового и делового общения;

✓ *владеть навыками*:

- правильного использования грамматических конструкций и тематической лексики для построения устного высказывания на английском языке;
- говорения с использованием лексико-грамматических средств в ситуациях бытового и профессионального общения;
- аудирования с целью понимания диалогической и монологической речи в ситуациях бытового и профессионального характера.

Данный практикум обладает рядом преимуществ перед другими подобными изданиями:

- он является сборником ссылок на созданные специально для основных учебников интерактивные упражнения, то есть интерактивны абсолютно все задания;
- его можно использовать как в комплексе с учебниками курса «Профессиональный английский язык» *Face2Face Elementary* и *Intelligent Business Elementary* (таким образом достигается соответствие содержания практических заданий ранее изученному материалу, при этом в условиях дефицита времени тренинг организуется в оптимальном режиме), так и самостоятельно для заучивания соответствующего материала, что является особенно актуальным для учащихся, пропустивших очные занятия, либо для изучающих английский язык самостоятельно;
- упражнения практикума поэтапно совершенствуют умения, помогают сформировать навыки; вариативность сложности выполнения устных заданий достигается с помощью увеличения/уменьшения времени на их выполнение, которое диктуется длительностью пауз в аудиозаписи, а также путем комбинирования тренировки лексического явления с тренировкой лексического и грамматического вместе;

- все упражнения имеют ключи: письменные – в конце практикума (раздел KEYS), устные упражнения проверяются в момент выполнения, что позволяет рекомендовать практикум для интенсивной самостоятельной работы;
- в практикуме представлена удобная нумерация упражнений для легкой навигации по нему: первая цифра означает номер модуля, вторая – номер упражнения в этом модуле; также обозначен номер юнита в модуле, к которому создано конкретное упражнение, например, 1 А, 1 В и т. д. Также для удобства обучающихся предлагается система условных обозначений, например, упражнения, маркированные знаком , представляют собой итоговые задания по говорению для каждого раздела, содержат основную лексику, отрабатываемые клише и т. д.;
- упражнения доступны либо по гиперссылке, либо по QR-коду, что значительно облегчает процесс загрузки нужного упражнения, а также делает возможным мобильное обучение («учись где хочешь и когда хочешь»);
- некоторые упражнения созданы в web-приложении LearningApps. В данном ресурсе каждый преподаватель может создать собственный учебный класс, зарегистрировать своих учеников и затем легко отслеживать их прогресс в онлайн-режиме;
- все электронные упражнения можно выполнять неограниченное количество раз, таким образом, практикум становится тренажером;
- все используемые ресурсы бесплатны, значит, доступны любому преподавателю и студенту;
- для эффективной подготовки к экзамену TOEIC (блок «Говорение») в конце каждого основного модуля представлен банк вопросов, ответы на которые отрабатываются в течение учебного года с помощью интерактивного тренажера; таким образом, перед тестированием студенты могут самостоятельно тренироваться в работе с ними, имея перед глазами полный список вопросов;
- глоссарий предлагается практически в каждом упражнении.

Рекомендации для преподавателей

Данный практикум является дополнительным инструментом совершенствования навыка говорения; задания из него можно выполнять как на практическом занятии, так и в условиях самостоятельной работы, причем проверка может проходить во время выполнения большинства заданий.

Упражнения выстроены в строгом соответствии с разделами основных учебников и имеют соответствующую индексацию: первая цифра означает модуль, вторая – номер упражнения в модуле; буквы А, В, С, D соответствуют юнитам внутри каждого модуля; пометка **[Business]** обозначает направленное на совершенствование умений в области делового общения упражнение.

Процедура оценивания выполнения заданий

Задания для самостоятельной работы

В соответствии с ФОС дисциплины все задания для самостоятельной работы в каждом изученном модуле оцениваются в 25 баллов максимум, при этом учитываются следующие критерии:

0 баллов – студент не выполнил задание;

5 баллов – студентом выполнено 1–19 % учебных заданий, присутствуют ошибки, затрудняющие понимание речи;



10 баллов – студентом выполнено 20–39 % учебных заданий, присутствуют ошибки, затрудняющие понимание речи;

15 баллов – студентом выполнено 40–59 % учебных заданий, присутствуют ошибки, затрудняющие понимание речи;

20 баллов – студентом выполнено 60–79 % учебных заданий, ошибки незначительные, не затрудняют понимание речи;

25 баллов – 80–100 % заданий выполнено, ошибки отсутствуют.

Как уже упоминалось ранее, некоторые упражнения созданы с помощью онлайн-ресурса LearningApps; задания разложены по папкам, соответствующим модулям. Преподаватель имеет возможность отслеживать выполнение упражнений каждым студентом в режиме онлайн. Для этого нужно зарегистрироваться на ресурсе LearningApps.org, получить логин и пароль для работы, создать учебный класс, внести регистрационные данные каждого студента, распечатать список паролей, раздать их студентам. Выглядят регистрационные данные таким образом:

| Имя | Фамилия | Логин (Имя) | Пароль | | |
|------|---------|-----------------------------|--------------------|--|---|
| Иван | Иванов | Логин (Имя): иваива69001 | Пароль: blatt97 | Вход: https://learningapps.org |  |
| Катя | Катина | Логин (Имя): каткат90 | Пароль: haus36 | Вход: https://learningapps.org |  |

Для данного пособия был создан примерный учебный класс с работающими логинами и паролями. Доступ возможен либо с помощью введения логина и пароля, либо с помощью сканирования QR-кода, что очень удобно.

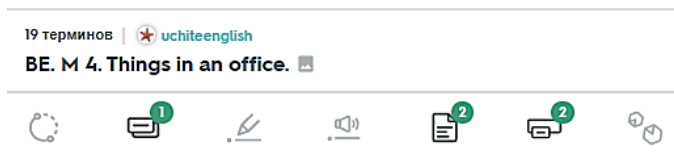
Чтобы создать собственные учебные классы, нужно, пройдя по ссылкам в практикуме, скопировать уже созданные упражнения в свои папки, но удобнее это сделать сразу из «Классной комнаты» этих примерных аккаунтов в свои папки. Студенты в разделе «Моя классная комната» будут видеть все доступные папки и вложенные в них упражнения. После этого преподаватель сможет отслеживать прогресс студентов, заходя в свой аккаунт. Отчет в разделе «Статистика» выглядит таким образом: слева приводятся данные студентов, а сверху — модули и в них упражнения:

Статистика: ПАЯ. Elementary.

| Имя ▾ | Фамилия | |  |  |  |  |  |  |
|-------|---------|-------------|---|---|---|---|---|---|
| Иван | Иванов | Р-Engl. M 0 |  |  |  |  |  |  |
| Катя | Катина | Р-Engl. M 0 |  |  |  |  |  |  |

Зеленым цветом обозначены успешно выполненные упражнения (их нужно учитывать при выставлении баллов); красным — упражнения, которые не были выполнены на 100 процентов правильно; серые квадраты обозначают упражнения, которые студент еще не открывал. При необходимости преподаватель может создать и добавить в эти же папки самостоятельно созданные упражнения.

Часть упражнений создана в ресурсе Quizlet. Пройдя по ссылке <https://quizlet.com/uchiteenglish/folders/profenglish-speaking?x=1xqt&i=i79c8>, преподаватель получает доступ к папке со всеми упражнениями, создает свой учебный класс (курс), приглашая студентов присоединиться к нему. После этого преподаватель может отслеживать прогресс учащегося (раздел «Участники» → «Изучено»). По каждому студенту можно увидеть статистику выполнения упражнения:



При выставлении баллов необходимо учитывать только задания с зелеными знаками (цифра означает количество правильно выполненных подходов), то есть, чтобы упражнение считалось выполненным, нужно, чтобы все семь иконок имели зеленый знак.

Задания из данного практикума учитываются в составе общего количества упражнений, выданных для самостоятельной работы, причем преподавателем оцениваются только задания, созданные на ресурсах LearningApps и Quizlet (упражнения, имеющие гиперссылку и QR-код). Преподаватель создает учебные классы в указанных ресурсах, прикрепляет аккаунты своих студентов, отслеживает их прогресс в разделе «Статистика» и «Изучено».

Задания для контактной работы

Задания разделов *Independent Study* и *Elementary TOEIC Question Bank*, расположенные в конце модулей, а также последнее задание модуля *Exam Preparation* предназначены для проверки во время контактной работы. Все они направлены на отработку навыков говорения, которые будут оцениваться в итоговом тестировании по модели экзамена *TOEIC*. Преподаватель, используя критерии оценки для итогового тестирования, на занятиях проверяет выполненные студентами задания, оглашает полученные баллы, которые не выставляются, а служат для формирующего оценивания и позволяют скорректировать ошибки до проведения зачета.

Так, задания из раздела *Independent Study* оцениваются в соответствии со следующими критериями (максимальное количество баллов – 15):

15 баллов – произношение слов правильное, хотя ответ может содержать незначительные ошибки; использование ударения, пауз и интонации соответствует содержанию текста;

10 баллов – произношение в целом правильное, значения слов остаются понятными, хотя в чтении имеются некоторые ошибки или слышится акцент; использование ударения, пауз и интонации в целом соответствует тексту, хотя ответ содержит некоторые ошибки;

5 баллов – произношение слов в некоторых случаях правильное, а в некоторых – искаженное, что негативно влияет на понимание смысла текста; использование ударения, пауз и интонации не является соответствующим содержанию текста, и в ответе наблюдаются существенные отклонения от фонетической нормы;

0 баллов – текст остается непонятным из-за многочисленных ошибок в произношении; интонационное оформление полностью не соответствует содержанию текста.

Последнее задание модуля *Exam Preparation* оценивается в соответствии со следующими критериями (максимальное количество баллов – 50):

50 баллов – ответ полностью связан с картинкой; понимание может быть затруднено в отдельных моментах, но в целом описание понятно; выбор словаря и использование структур позволяют осуществить последовательное выражение идей;

30 баллов – ответ связан с картинкой, но значение может быть искажено в отдельных деталях; понимание затруднено; выбор словаря и использование структур могут быть ограничены, ввиду чего может возникнуть непонимание;

20 баллов – ответ может быть связан с картинкой, но студент пользуется непонятными конструкциями; понимание может требовать существенных усилий слушателя; выбор словаря и использование структур весьма ограничены или значительно искажают смысл высказываний;

0 баллов – ответ отсутствует либо описание не связано с картинкой или полностью непонятно.

Ответ на каждый вопрос из раздела *Elementary TOEIC Question Bank* оценивается в соответствии со следующими критериями (максимальное количество баллов — 30, оцениваются ответы на шесть любых вопросов из данного раздела):

5 баллов — полный, уместный, социально обусловленный ответ; понимание не затруднено или затруднено незначительно; выбор словаря является соответствующим; использование структур соответствует требованиям;

3 балла — ответ на вопрос не является полным или соответствует вопросу только отчасти; понимание может требовать некоторых усилий слушателя, но в целом содержание ответа понятно; выбор словаря может быть ограничен или несколько неточен, хотя в целом значение лексических единиц понятно; грамматические структуры вызывают затруднения в понимании;

1 балл — необходимая информация не передана успешно; понимание сильно затруднено или нарушено; выбор словаря может быть неточным; грамматические структуры непонятны;

0 баллов — ответ отсутствует или не связан с вопросом.

Остальные упражнения (не имеющие QR-кодов и не входящие в разделы *Independent Study* и *Elementary TOEIC Question Bank*) не подлежат оценке преподавателем. Они представляют собой задания-тренажеры для самостоятельной тренировки студентами навыков говорения, могут быть оценены студентами в рамках саморефлексии; критерии оценки приведены в рекомендациях для студентов.

Рекомендации для студентов

Практикум состоит из десяти модулей: восьми основных и двух вспомогательных. Все они направлены на совершенствование навыка говорения, а также помогают подготовиться к сдаче стобалльного теста по говорению по модели TOEIC. Во время тестирования студентам будет предложено:

- 1) ответить на вопросы по изученным темам (в каждом основном модуле вопросы представлены в разделе ELEMENTARY TOEIC QUESTION BANK);
- 2) описать картинку/фотографию по образцу;
- 3) прочитать небольшой текст.

Нулевой модуль – вводный, для обобщения и повторения изученного на уровне *Stater*.

Модуль EXAM PREPARATION готовит к сдаче второго компонента тестирования. Внимательно читайте вопросы, чтобы убедиться, что вы понимаете их все и можете ответить на каждый.

Задания каждого модуля типичны: в некоторых представлены примеры их выполнения (*Example*), после ознакомления с которыми в первых модулях далее можно выполнять упражнения по аналогии. Для многих заданий предлагается глоссарий – слова и фразы, которые впервые встретились в основных учебниках; причем в каждом последующем задании при отсутствии собственного глоссария следует пользоваться глоссарием из предыдущего упражнения. Рекомендуется перед выполнением упражнений обратить внимание на этот глоссарий, еще раз повторить представленные языковые единицы.

Контролировать и оценивать качество выполнения заданий для самостоятельной работы можно по следующей схеме:

| Отметка | Процент правильно выполненных заданий |
|---------------------|---------------------------------------|
| Отлично | 90–100 % |
| Хорошо | 75–89 % |
| Удовлетворительно | 60–74 % |
| Неудовлетворительно | 0–59 % |

Правильность выполнения упражнений определяется с помощью ключей (KEYS) в конце практикума либо при прослушивании аудиозаписей во время выполнения заданий (верный ответ следует сразу после записанной для ответа студента паузы).

Третий компонент тестирования (чтение небольшого текста) тренируется с помощью раздела «Самостоятельная работа» (***Independent study***). Рекомендуется несколько раз прочитать текст, одновременно прослушивая соответствующую аудиозапись, чтобы к следующему занятию быть готовым к контрольному чтению этого текста и оцениванию преподавателем.

Explanation of Symbols/Условные обозначения



Reading aloud/
Чтение вслух



Speaking/Translating
Говорение/Перевод



Oral Drill/Тренажер устной речи



Check yourself/
Проверь себя

Module 0. WELCOME TO THE CLASS



Learning objectives:

1. Revise the alphabet.
2. Practise new vocabulary: colours and the days of the week.

Module plan:

1. Practise new vocabulary.
2. Drill the clichés, role play the dialogues.

Skills

A student will be able to:

- say hello and goodbye;
- introduce himself/herself;
- say the alphabet, colours and the days of the week;
- understand classroom instructions;
- spell his/her name.



Ex. 0.1. Colours. Click the link, or scan the QR-code and practise the words.

https://quizlet.com/_6xwcvk

Glossary: red, green, blue, yellow, white, black, grey.



Ex. 0.2. Colours. Click the link, and do [exercise 0.2](#). Listen and translate.

For example you hear: «ЗЕЛЁНЫЙ», you say “green”; you check yourself (you hear: “green”).



Ex. 0.3. Oral Drill. The Alphabet. Click the link, and do [exercise 0.3](#).

Listen and write the letters:

Example: (you hear “A”, then you write “A”) A _ _

Glossary: A B C D E F G H I J K L M N O P Q R S T U V W X Y Z

Check in KEY 0.3 at the end of the book.



Ex. 0.4. Classroom language. Click the link, or scan the QR-code and do the exercise. Match the phrases to their meanings.

<https://clck.ru/Hmjo3>

Glossary:

- Look at page nine.
- Answer the questions.
- Fill in the gaps.
- Open your book.
- Read the article.
- Match the words to the pictures.
- Check your answers.
- Work in pairs.
- Work in groups.
- Listen and practise.
- Don't write.
- Close your book.



Ex. 0.5. *Classroom language. Click the link, and do [exercise 0.5](#). Listen and translate.*

Ex. 0.6 [Business]. *Introduction and Days of the week. Click the link, or scan the QR-code and do the exercise. Translate the phrases.*

<https://clck.ru/Hmvmd>



Glossary:

- What's your first name?
- What's your surname?
- How do you spell that?
- Sunday.
- Monday.
- Tuesday
- Wednesday
- Thursday
- Friday
- Saturday



Ex. 0.7. *Introduction and Days of the week. Click the link, and do [exercise 0.7](#). Translate the words and phrases.*



Ex. 0.8 [Business]. *Introduction. Click the link, or scan the QR-code and do [exercise 0.8](#). Answer the questions, use the names below.*

| | |
|-----------------------|-----------------------|
| 1. Mariya Ivanovich | 2. Denis Shishkanov |
| 3. Maksim Shcherbakov | 4. Tatyana Zhikhareva |



Independent study

Listen to recording 0.8 “At school” on the DVD and, at the same time, read the text on page 148 [5] (Redston, C. Face2Face : Elementary Student’s Book). Next class be ready to read the text aloud perfectly.

Module 1. MEETING PEOPLE



Learning objectives:

1. Practise new vocabulary: countries and nationalities; numbers 0–100; phone numbers; jobs; age; personal possessions.
2. Study and drill the grammar: *be*: positive and Yes/No/Wh-questions, short answers, negative; subject pronouns and possessive adjectives; plurals; *a* and *an*; *this*, *that*, *these*, *those*.

Module plan:

1. Practise new vocabulary, grammar.
2. Drill the clichés, role play the dialogues.

Skills

A student will be able to:

- introduce people; introduce himself/herself at reception;
- say countries and nationalities;
- say and understand the numbers 0–100;
- talk about jobs;
- ask for, give and understand personal information; ask questions to check information;
- ask people to repeat things.



Ex. 1.1 [1A]; [Business]. Nationalities. Click the link, or scan the QR-code and practise the words.

<https://clck.ru/HqqfD>

Glossary: German, Brazilian, Australian, Argentinian, Italian, British, Spanish, Polish, Turkish, Chinese, Japanese, French.



Ex. 1.2 [1A]; [Business]. Oral Drill. Countries and nationalities. Click the link, and do [exercise 1.2](#). Answer the question, use the prompts.

For example, you hear: “Where are you from?”... “Poland”, you say: “I’m from Poland. I’m Polish”; you check yourself (you hear: “I’m from Poland. I’m Polish”).



Ex. 1.3 [1A] ; [Business]. Countries and nationalities. Click the link, or scan the QR-code and do the exercise. Read the example, then write sentences.

<https://bit.ly/2CM5knl>

Example: Penelope Cruz is from Spain. = She’s Spanish.

Ex. 1.4 [1B]; [Business]. Numbers 0–10. Click the link, or scan the QR-code and do the crossword. Write the numbers. <https://clck.ru/Hqy54>

Example: you see “3”, then you write “three”.



Ex. 1.5 [1B]; [Business]. Jobs. Click the link, or scan the QR-code and practise the words.

https://quizlet.com/_56z7wg

Glossary: musician, engineer, cleaner, police officer, waitress, accountant, builder, housewife, lawyer, unemployed.



Ex. 1.6 [1B]; [Business]. *Oral Drill. What's her job? Click the link and do [exercise 1.6](#).*

| | |
|---|---|
| 1. Natalya Shevchenko Shop assistant Phone number: 5396588 Mobile number: 89654120098745 | 2. Vladislav Chizhaikin Lawyer Phone number: 44965750 Mobile number: 8974987453312 |
|---|---|

Glossary:

- What's your name?
- What's your surname?
- How do you spell that?
- What's your job?
- What do you do?
- What's your phone number?
- What's your mobile number?
- What's her/his name?
- What's her/his surname?
- How do you spell that?
- What's her/his job?
- What's her/his phone number?
- What's her/his mobile number?



Ex. 1.7 [1B]; [Business]. *Oral Drill. What's her job? Click the link, and do [exercise 1.7](#). Make the sentences negative. If possible, answer for you.*

For example, you hear: "I'm from Argentina", you say: "I'm not from Argentina. I'm from Russia"; you check yourself (you hear: "I'm not from Argentina. I'm from Russia").



Ex. 1.8 [1C]; [Business]. *Numbers 11–100. Click the link, or scan the QR-code and practise the words.*

https://quizlet.com/_57r60k

Glossary: eleven, twelve, thirteen, fourteen, fifteen, sixteen, seventeen, eighteen, nineteen, twenty, thirty, forty, fifty, sixty, seventy, eighty, ninety, a hundred; postcode, address, business card.



Ex. 1.9 [1C]; [Business]. *Oral Drill. Numbers. Click the link, and do [exercise 1.9](#). Listen and write the numbers.*

Part one: _ _ _ _ _

Part two: _ _ _ _ _

Example: (you hear “thirteen”, then you write “13”) 13 _ _

Check in KEY 1.9 at the end of the book.



Ex. 1.10 [1C]; [Business]. *Numbers. Click the link, and do [exercise 1.10](#).*

Translate the numbers.

Glossary:

11 20 13 40 50 15 14 30 12 18 90 80 19 43 58 64 89 94 100.



Ex. 1.11 [1C]; [Business]. *Oral Drill. Personal details. Click the link, and do [exercise 1.11](#). Answer the questions, use the information from the business cards.*

| Card 1 | Card 2 |
|-------------------------|-----------------------|
| Elena Rogacheva | Timur Musatin |
| Russian | Tatar |
| 16v Belorusskaya Street | 89 Ostrovskogo Street |
| Togliatti | Kazan |
| 445039 | 420111 |
| Tel: 539348 | Tel: 8545987 |
| Mobile: 89632588741 | Mobile: 8789582641 |
| Elena.R@gmail.com | Timur.Mus@mail.ru |

Glossary:

- What’s her/his/your surname?
- What’s her/his/your first name?
- And what’s her/his/your nationality?
- And what’s her/his/your mobile number?
- What’s her/his/your address?
- And what’s her/his/your home number?
- What’s her/his/your email address?



Ex. 1.12 [1D]; [Business]. Oral Drill. Personal details. Click the link, and do [exercise 1.12](#). Ask questions for the answers.

Glossary:

His name's Ivan.

His surname's Shukalin.

They're from Germany.

My name's Raisa.

I'm from Russia.

She's from France.



Ex. 1.13 [1D]; [Business]. Oral Drill. Negatives. Click the link, and do [exercise 1.13](#). Make the sentences negative. Say correct sentences.

Glossary:

- Togliatti is in Spain.
- Grigory Leps is a lawyer.
- Madonna is from Italy.
- Microsoft and Apple are Indian companies.
- LADAs are Brazilian cars.



Ex. 1.14 [1D]; [Business]. Revision. Click the link, and do [exercise 1.14](#).

Answer the questions, use the information from the cards.

| Card 1 | Card 2 |
|--|--|
| Krylova | Shukin |
| It's Katya | It's Egor |
| I'm Russian | I'm Russian |
| It's 899369852456 | It's 88825641369974 |
| Katya56@mail.com | Shukin.Egor@yandex.com |
| 13 Kurchatova Street, Kazan | 89 Zaretskaya Street, Moscow |
| I'm 21 | I'm 19 |
| Yes, I am | No, I'm single |

Glossary:

- What's your surname/name / nationality?
- What's your mobile number/E-mail/ address?
- How old are you?
- Are you married?



Ex. 1.15 [Business]. *Checking information. Click the link, and do [exercise 1.15](#). Answer the questions, use the information from the cards.*

| Card 1 | Card 2 |
|---|--|
| Tatyana Ivashchenko Russia AVTOVAZ Project Manager | Roger Thompson Great Britain HSBC Holdings Accountant |

Glossary:

- What's your name?
- Sorry, can you spell your surname?
- Are you German?
- Where are you from?
- What company are you with?
- Sorry, what's your company name again?
- What's your job?
- Can you say that again?



Ex. 1.16 [Business]. *At Reception. Click the link, and do [exercise 1.16](#).*

Translate the visitor's phrases.

Visitor: Доброе утро, меня зовут Александр Есенин. Я здесь, чтобы встретиться с мистером Уиллисом.

Receptionist: Good morning Mr... Sorry. Can you say your name again?

Visitor: Есенин. Е-С-Е-Н-И-Н.

Receptionist: And your company name?

Visitor: Я не работаю на компанию, я студент.

Receptionist: Oh, right. Now you want to see Mr Willis. Is that Bruce Willis or Walter Willis?

Visitor: Ой, я не знаю...

Receptionist: What's his job?

Visitor: Он менеджер по персоналу. Я здесь по поводу работы.

Receptionist: OK. That's Bruce Willis. Just a moment. I'll call him...

Hello? It's Reception here. Mr Aleksandr Esenin is here to see Bruce Willis....

Oh, he isn't? OK...

I'm sorry. He isn't in his office at the moment. He is in the meeting. Can you wait about ten minutes?

Visitor: Да, конечно.

Receptionist: Please, have a seat.

Visitor: Спасибо.

Receptionist: Oh, and here is your visitor's badge.

Visitor: Спасибо.

Glossary:

- I'm here to see Mr..
- I'm not with a company.
- Oh, I'm not sure.
- A Personnel Manager.
- I'm here about a job.
- Yes, of course.

Check in KEY 1.16 at the end of the book.



Independent study [Business].

a) Listen to recording 03 U1_L3_P13 "At the reception" and, at the same time, read the audioscript Listening 3, page 163 [2, 3] (Barrall, I. Intelligent Business : Coursebook : Elementary Business English / I. Barrall). Next class be ready to read the text aloud perfectly.

b) Listen to recording 1.18 "At a car hire office" on the DVD and, at the same time, read the text on page 148 [5] (Redston, C. Face2Face : Elementary Student's Book). Next class be ready to read the text aloud perfectly.

Elementary TOEIC Question Bank

Modules 0–1

- What's your/her/his name?
- What's your first name?
- What's your/her/his surname?
- How do you spell that?
- What's your/her/his job?
- What do you do?
- What's your/her/his phone number?
- What's your/her/his mobile number?
- And what's her/his/your nationality?
- And what's her/his/your home number?
- What's her/his/your address?
- What's her/his/your email address?
- How old are you?
- Are you married?
- Where are you from?
- What company are you with?
- Sorry, what's your company name again?
- What's your job?
- Can you say that again?

Module 2. PEOPLE, TIME AND THINGS



Learning objectives:

1. Practise new vocabulary: possessions; adjectives with *very*; time and money words; furniture; family.
2. Study and drill the grammar: *have got*, possessive 's

Module plan:

1. Practise new vocabulary and grammar.
2. Drill the clichés, role play the dialogues.

Skills

A student will be able to:

- describe his/her daily work routine;
- say where things are in the room;
- talk about time and prices;
- use adjectives with *very* to describe things.



Ex. 2.1 [2A]. *Adjectives. Click the link, or scan the QR-code and practise the words.*

<https://clck.ru/R7MgA>

Glossary: cheap, expensive, ugly, easy, difficult, fast, slow, wrong, important, digital, laptop.



Ex. 2.2 [2A]. *Have got. Click the link, and do [exercise 2.2](#).*

Translate the sentences and questions, use HAVE GOT/ HAVEN'T GOT.

Glossary: a dress, shoes, house, TV set, mobile phone, laptop, a bag, a document, a car, an umbrella, a bicycle, a watch.



Ex. 2.3 [2A]. *Oral Drill. Opposites. Click the link, and do [exercise 2.3](#).*

Say the opposite.

Glossary: Have you/they got...? Has he/ she got...?



Ex. 2.4 [2B]. *Family members. Click the link, or scan the QR-code and practise the words.*

https://quizlet.com/_57ra8o

Glossary: daughter, wife, granddaughter, aunt, cousin, uncle, parents.

Ex. 2.5 [2C]; [Business]. *Time and money. Click the link, or scan the QR-code and practise the words.*

https://quizlet.com/_57razg

Glossary: minute, hour, month, cooker, quarter, past, ticket, pound, cent, how much.





Ex. 2.6 [2C]. *At the cinema. Click the link, and do [exercise 2.6](#). Take turns to translate the client's and seller's part of the conversation.*

Conversation 1

Client: Три билета на «Как приручить дракона 3», пожалуйста.

Seller: Three children?

Client: Да, пожалуйста. Сколько стоят билеты?

Seller: 958 rubles, please.

Client: Вот, пожалуйста. А во сколько начинается фильм?

Seller: Twenty to ten.

Client: Понятно. Большое спасибо.

Seller: You're welcome. Enjoy the film.

Conversation 2

Client: Two tickets for *Green Book*, please.

Seller: Два взрослых?

Client: Yes, please. How much is that?

Seller: 488 рублей, пожалуйста.

Client: Here you are. What time is the film?

Seller: Полчетвертого.

Client: Right. Thanks a lot.

Seller: Пожалуйста. Приятного просмотра.

Glossary: Here you are. You're welcome. Enjoy the film. How much is that? Right.

Check in KEY 2.6 at the end of the book.



Ex. 2.7 [2D]; [Business]. *Things in a house, office. Click the link, or scan the QR-code and practise the words.*

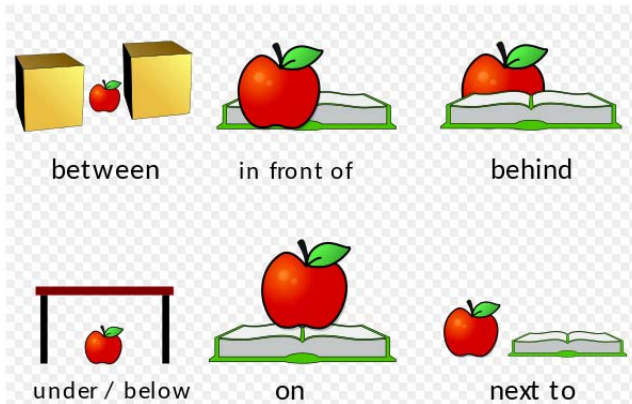
https://quizlet.com/_57rbqq

Glossary: chair, carpet, plant, the floor, coffee table, under, behind, by, in front of, desk.



Ex. 2.8 [2D]; [Business]. *Prepositions of place. Click the link, and do [exercise 2.8](#). Translate the phrases.*

Glossary:



Source: https://commons.wikimedia.org/wiki/File:Prepositions_of_place.svg



Ex. 2.9 [Business]. *Departments in a company. Click the link, or scan the QR-code and practise the words.*

https://quizlet.com/_77ugkx

Glossary

Departments: Design, Marketing, IT, Production, Finance, Buying, Sales, HR, R&D; deal with, hire employees, arrange, maintain, invent, develop, promote, customer.



Ex. 2.10 [Business]. *Departments in a company. Click the link, and do [exercise 2.10](#). Translate the phrases.*



Ex. 2.11 [Business]. *Oral Drill. Times of the day. Click the link, and do [exercise 2.11](#). Make up sentences about Maria. Use the model and the prompts.*

Glossary: sometimes, often, usually, always, in the morning, in the evening, in the afternoon.



Elementary TOEIC Question Bank

Module 2

PERSONAL POSSESSIONS

- Have you got a computer?
- What's your favourite possession?
- What have you got in your bag?
- Have you got a mobile phone?
- Have you got a laptop?
- Have you got a new umbrella?
- Have you got a good diary?
- Have you got an expensive car?
- Have you got a cheap watch?
- Have you got a young cat?
- Have you got a big bicycle?
- Have you got an important credit card?
- How many brothers and sisters have you got?
- How many children have your parents got?
- Has your aunt got any pets?
- How many cousins have you got?
- How many grandchildren have your grandparents got?
- How many uncles has your father got?
- Has your *sister/brother* got any children?

TIME, PRICE, PLACE

- What time is it?
- What's the time, please?
- Excuse me. Have you got the time, please?
- How much is that?
- How much are the tickets?
- How much is the concert?
- How much are these books?
- What time is the film?
- Where's the *suitcase/mobile phone*?
- Where's the *coat/cat/bag/passport*?
- Where are the *keys/new shoes/books*?
- Whose *mobile phone/suitcase/player/ coat/cat/bag/passport* is it?



Independent study. Listen to recording 2.1 “Important things” on the DVD and, at the same time, read the text on page 14 [5] (Redston, C. Face2Face : Elementary Student’s Book). *Next class be ready to read the text aloud perfectly.*

Module 3. DAILY ROUTINE



Learning objectives:

1. Practise new vocabulary: daily routines; free time activities; months and dates; frequency adverbs.
2. Study and drill the grammar: Present Simple: positive and negative, Yes/ No/ Wh-questions; subject and object pronouns.

Module plan:

1. Practise new vocabulary and grammar.
2. Drill the clichés, role play the dialogues.

Skills

A student will be able to:

- describe the daily routine;
- talk about the free time activities and say when he/she does them;
- say how often he/she does things;
- use phrases for special days;
- say months and dates;
- describe a company;
- exchange company information.

Ex. 3.1 [3A]; [Business]. Click the link, or scan the QR-code and practise the words.

https://quizlet.com/_57rcba

Glossary: get up, leave home, sleep, study, go to bed, get home, at night, glamorous, daily routine, twelve, interview.





Ex. 3.2 [3A]; [Business]. *My daily routine. Click the link, and do [exercise 3.2](#).*

a) Translate the phrases about the daily routine.

Glossary: go to bed, get home, start/finish classes.

b) Using the phrases, make up a story about your daily routine. Work in pairs, take turns to tell each other your stories.

Glossary:

- I get up at...
- I have breakfast at...
- I leave home at...
- I start classes at...
- I have lunch at...
- I finish classes at...
- I get home at...
- I have dinner at...
- I go to bed at...
- I sleep for ... hours.

c) In written, make up YOU-questions for the statements in Ex. 3.2b, asking about the times in the week and at the weekend.

Example: What time / When do you get up in the week / at the weekend?

Check in KEY 3.2 at the end of the book.

d) Take turns to ask and answer these questions.

Ex. 3.3 [3B]. *Free time activities. Click the link, or scan the QR-code and practise the words.*

https://quizlet.com/_57rcvw

Glossary: go out, stay in, eat out, do sport, watch TV, go to concerts, on Saturdays, at half past three.



Ex. 3.4 [3B]; [Business]. *Oral Drill. My daily routine. Click the link, and do [exercise 3.4](#). Make the sentences negative.*



Ex. 3.5 [3B]; [Business]. *Questions about the daily routine. Click the link, and do [exercise 3.5](#).*

Translate the questions.

Click [the link](#) and answer the questions for you (recording 3.6).

Ex. 3.6 [3C]. Phrases for special dates. Months. Click the link, or scan the QR-code and practise the words.

https://quizlet.com/_57rdik

Glossary: “Congratulations!”, date, give, anniversary, January, March, June, July, September, November, February, August, October, December.



Ex. 3.7 [3C]; [Business]. Oral Drill. The dates. Click the link, and do [exercise 3.7](#).

a) Write the date you hear.

b) Match the date to the event.

For example, you hear: “the seventeenth of March”, you write: “March 17th”

| | |
|-----------|-------------------------------|
| 1) _____ | New Year’s Day |
| 2) _____ | The Queen’s birthday |
| 3) _____ | Independence Day |
| 4) _____ | Christmas |
| 5) _____ | Russia Day |
| 6) _____ | St. Patrick’s Day |
| 7) _____ | International Lefthanders Day |
| 8) _____ | International Women’s Day |
| 9) _____ | Valentine’s Day |
| 10) _____ | Halloween |

Check in KEY 3.7b at the end of the book.



Ex. 3.8 [3C]. Special days. Click the link, and do [exercise 3.8](#).

a) Translate the phrases.

Glossary:

- What’s the date today?
- It’s the ... of...
- What’s the date tomorrow?
- When’s your birthday?
- It’s on the ... of...
- What shall we give/buy her/him?
- Let’s give/buy her/him a....
- That’s a good idea!
- No, I don’t think so.
- I’m not sure.

b) Answer the questions from ex. 3.8 for you

[\(Ex. 3.9\).](#)



Ex. 3.10 [3D]; [Business]. Frequency adverbs. Click the link, and do [exercise 3.10](#). Translate the phrases.



Ex. 3.11 [3D]; [Business]. Frequency adverbs. Click the link, and do exercise 3.11. In written, make sentences with the words.

1. Saturdays / don't / work / I / on / often.
2. in / hardly ever / I / sleep / the evenings.
3. on / I / Friday / at home / 'm / evenings / sometimes.
4. don't often / the week / go / friends / in / My / out.
5. birthday / always / My / my / remember / friends.

Listen and check (Ex. 3.11).



Ex. 3.12 [Business]. Click the link, or scan the QR-code and practise the words.

https://quizlet.com/_7dvetq

Glossary: pharmaceuticals, real estate, electronics, recruitment, hospitality, software, financial services, automobile, provide services, industry, produce products, employ, sell export, buy, develop, manufacturing.



Ex. 3.13 [Business]. Click the link, or scan the QR-code and practise the words. Match the companies with the industries.

<https://clck.ru/JhJ6d>

Ex. 3.14 [Business]. Click the link, or scan the QR-code and practise the words. Choose the correct answer.

<https://clck.ru/JhJUS>



Ex. 3.15 [Business]. About a company. Click the link, and do exercises 3.15a, 3.15b.

a) Do [exercise 3.15a](#). Translate the sentences.

b) Do [exercise 3.15b](#). Answer the questions, use this information

| | Company name | Location | Offices | Company type | Company activity | Number of employees |
|---|--------------|-------------|-----------|----------------|-------------------------|---------------------|
| 1 | OZON Pharm | Zhigulyovsk | 36/Russia | Pharmaceutical | Produce pharmaceuticals | 1400 |
| 2 | AVTOVAZ | Togliatti | 13/Russia | Manufacturing | Produce automobiles | 36 226 |

Glossary: see Elementary TOEIC Question Bank. Module 3.

For example, you hear: “What is the company called?”, you answer: “It’s called OZON Pharm”; you check yourself (you hear: “It’s called OZON Pharm”).



Elementary TOEIC Question Bank

Module 3

WHEN

- What time / When do you get up *in the week / at the weekend*?
- What time / When do you have breakfast *in the week / at the weekend*?
- What time / When do you leave home *in the week / at the weekend*?
- What time / When do you start classes *in the week*?
- What time / When do you have lunch *in the week / at the weekend*?
- What time / When do you finish classes *in the week*?
- What time / When do you get home *in the week / at the weekend*?
- What time / When do you have dinner *in the week / at the weekend*?
- What time / When do you go to bed *in the week / at the weekend*?
- For how many hours at night do you sleep *in the week / at the weekend*?
- What’s the date today? Where do you live?
- What’s the date tomorrow? When’s your birthday?
- Where do you work? Where do you have dinner?

EVERYDAY ACTIVITIES

- Do you watch TV every evening?
- Do you do sport on Sundays?

- Do you go to bed after midnight in the week?
- Do you eat out every weekend?
- Do you go to concerts at the weekends?
- Do you watch TV in the morning?
- Do you go shopping on Saturdays?
- Do you go for a drink on Friday evenings?
- Do you work at the weekends?
- Do you phone your friends every day?
- Do you go to the cinema every month?
- Do you watch TV in the afternoons?
- Do you visit your family at the weekends?
- Do you stay in on Sunday evenings?
- Do you go out every Saturday evening?

COMPANIES

- What type of company do you want to work for?
- What nationality is AVTOVAZ?
- Does Togliatti State University provide services or produce products?
- What is the company called?
- Where is it based?
- How many offices does it have?
- What type of company is it?
- What does it do?
- How many people does the company employ?



Independent study

a) Listen to recording 3.15 “Tom’s birthday” on the DVD and, at the same time, read the audioscript on page 27 [5] (Redston, C. Face2Face : Elementary Student’s Book). Next class be ready to read the text aloud perfectly.

b) [Business]. Listen to recording 10 U3_L1_P26 “New training course” and, at the same time, read the audioscript Unit 3 Listening 1, page 164 [2, 3] (Barrall, I. Intelligent Business : Coursebook: Elementary Business English / I. Barrall). Next class be ready to read the text aloud perfectly.

Module 4. FREE TIME: FRIENDS, FOOD, TRAVELLING



Learning objectives:

1. Practise new vocabulary: free time activities (2), things you like and don't like, verb + -ing, food and drink.
2. Study and drill the grammar: Present Simple: negative, positive, he/she/it, questions, short answers, frequency adverbs; countable and uncountable nouns.

Module plan:

1. Practise new vocabulary and grammar.
2. Drill the clichés, role play the dialogues.

Skills

A student will be able to:

- talk about other people's routines and free time activities;
- say what he/she likes and doesn't like;
- say and understand words for food and drink;
- order something to eat and drink in a restaurant;
- give instructions and directions;
- offer things to people.

Ex. 4.1 [4A, B]. *Free time activities 2. Click the link, or scan the QR-code and practise the words.*

https://quizlet.com/_78a833



Glossary: take photos, go skiing, go running, go swimming, go dancing, listen to music, watch sport on TV, read magazines, shopping for clothes, animals, cooking, fast food, Chinese food, Italian food, travelling.



Ex. 4.2 [4A]. *Oral Drill. Free time activities. Click the link, and do exercise 4.2.*

Using the phrases below, make up YOU-questions.

- | | | |
|--------------------|----------------------|--------------------------|
| 1) read books; | 7) go skiing; | 12) listen to the radio; |
| 2) read magazines; | 8) go swimming; | 13) watch sport on TV. |
| 3) watch DVDs; | 9) go running; | |
| 4) watch videos; | 10) go dancing; | |
| 5) play tennis; | 11) listen to music; | |
| 6) take photos; | | |

Example: you read “1) read magazines”, and you say “Do you read magazines?”

Listen and check (Ex. 4.2).



Ex. 4.3 [4A]; [Business]. *Oral Drill. About a person. Click the link, and do exercise 4.3.*

a) Tell your partner about this person, use the correct verb form.

| | Activity | Yes/No |
|-----------|-------------------------------|--------|
| He | play tennis | — |
| | go to school every day | — |
| | do a lot of sport | + |
| | watch a lot of sport on TV | — |
| | go running | + |
| | watch a lot of DVDs or videos | — |
| | go dancing at the weekend | + |
| | go swimming | — |
| | get up early at the weekend | + |
| | go out with friends a lot | + |

For example, you read: “He / play tennis / —”, you say “He doesn’t play tennis”.

Listen and check (Ex. 4.3).

b) Think about a person you know well, tell your partner about this person using these activities.

Example: My cousin doesn't play tennis. She plays basketball...



Ex. 4.4 [4B]. Oral Drill. What I like. Click the link, and do exercise 4.4.

a) Translate the phrases (Ex. 4.4).

Glossary:

- I love... -ing/noun.
- I really like... -ing/noun.
- I like... -ing/noun.
- I quite like... -ing/noun.
- ...is OK.
- I don't like... -ing/noun.
- I hate... -ing/noun.

b) Work in pairs. Tell your partner about yourself using these phrases and activities.



Ex. 4.5 [4B]. Oral Drill. What your friend likes. Click the link, and do [exercise 4.5](#). Make up questions about your partner's friend, use the prompts.

DOES YOUR FRIEND...

- watch TV a lot?
- like travelling?
- like cooking?
- like dancing?
- play tennis?
- play football?
- like shopping for clothes?
- go to the cinema a lot?
- like cats?
- like dogs?
- like animals?
- read a lot of books?
- like rock music?
- like dance music?
- like jazz?
- eat out a lot?
- like Chinese food?
- like Italian food?
- like fast food?
- like reading?
- like computer games?

Ex. 4.6 [4C]; [Business]. At the restaurant. Click the link, or scan the QR-code and practise the words.

https://quizlet.com/_78em4b

Glossary: burger, chips, tuna, mayonnaise, mixed salad, red wine, bottle, glass, still mineral water, sparkling, beer.





Ex. 4.7 [4C]. *At the restaurant. Click the link, and do exercise 4.7. Translate the phrases.*

Waitress: Вы готовы сделать заказ?

Eva: Yes. I'd like a chicken salad, please.

Jane: А мне можно бургер и картошку фри?

Waitress: Что вы будете пить?

Jane: Can we have a bottle of beer?

Waitress: Вам большую бутылку или маленькую?

Jane: Big, please.

Eva: А еще мы бы хотели две чашечки кофе, пожалуйста.

Waitress: Yes, of course.

...

Jane: Excuse me.

Waitress: Yes, madam. Что-то еще?

Jane: Нет, спасибо, можно нам счет, пожалуйста?

Waitress: Certainly.

Glossary: Would you like ... or...? Would you like anything else? Would you like to order now? What would you like to drink? Can we have the bill, please? I'd like....

Check in KEY 4.7 at the end of the book.

Ex. 4.8 [4D]; [Business]. *Food and drink. Click the link, or scan the QR-code and practise the words*

https://quizlet.com/_78eqbu

Glossary: biscuits, milk, an apple, rice, toast, bread, sausages, fish, eggs, soup, cheese, vegetables, orange juice, tea, jam, meat, fruit, cereal.



Ex. 4.9 [Business]. *Things in an office. Click the link, or scan the QR-code and practise the words.*

https://quizlet.com/_7e9wgf

Glossary: file, keyboard, shredder, bookcase, printer, chair, stapler, envelope, mouse, cupboard, paperclip,

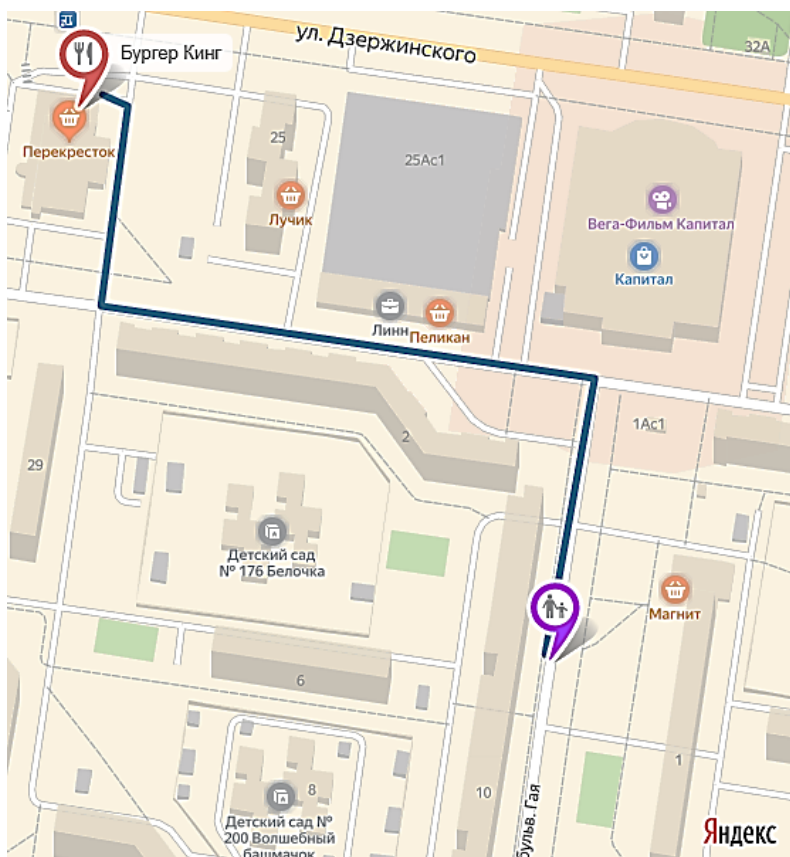
sofa, stationery, computer equipment, office equipment; turn on, press, switch off, plug in.



Ex. 4.10 [Business]. Giving directions. Click the link, and do [exercise 4.10](#). Answer the question, use the map and prompts you hear. Start from the point in the map.

For example, you hear: “Gai boulevard”, you say: “Go down Gai boulevard”; then you check yourself (you hear: “Go down Gai boulevard”).

Glossary: turn left, turn right, turn right at the bank, go past the bank, Where is the bank? Take the first turning [on the] right. Take the second turning [on the] left. How do I get to the bank? Go straight on. Go along that road. Go down that road.





Elementary TOEIC Question Bank

Module 4

FREE TIME ACTIVITIES

Do you / Does your friend *read magazines / watch DVDs / watch videos / play tennis / take photos / go skiing / go swimming / go running / go dancing / listen to music / listen to the radio / watch sport on TV?*

- What do you do in your free time?
- What do you usually eat for breakfast?
- What do you do on Saturday evenings?
- Tell me about your perfect breakfast.
- Do you watch TV a lot?
- What does your friend do?
- Do you like *films / animals / Italian food*?
- What food does your friend like?
- What *music / food* do you like?
- What does your friend do at the weekend?
- When do you usually eat out?
- What's your favourite restaurant?
- What music does your friend like?
- What do you usually eat there?

YOUR LIKES AND DISLIKES

| | | |
|-----------|------|---|
| Do you | love | reading / football / travelling / cats / shopping |
| Does your | hate | for clothes / computer games / animals / |
| friend | like | dancing / cooking / dance music / rock music / jazz / Italian food / Chinese food / fast food |



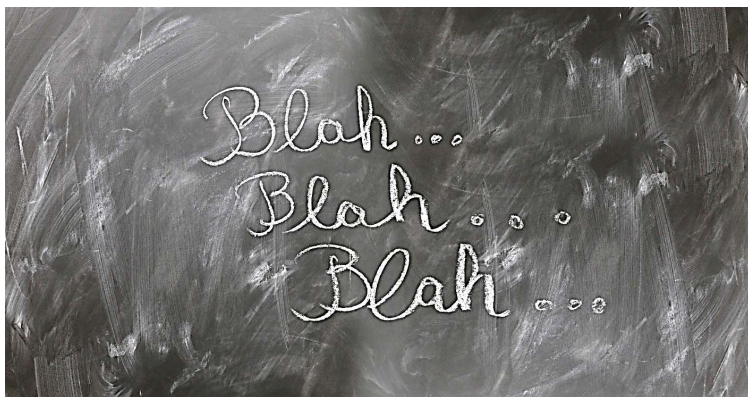
Independent study

a) Listen to recording 4.15 “Student’s menu” on the DVD and, at the same time, read the audioscript on page 151 [5] (Redston, C. Face2Face : Elementary Student’s Book). Next class be ready to read the text aloud perfectly.

b) [Business]. Listen to recording 16 U4_L1_P37 “My working place” and, at the same time, read the audioscript Unit 4 Listening 1, page 165 [2, 3] (Barrall, I. Intelligent Business : Coursebook : Elementary Business English / I. Barrall). Next class be ready to read the text aloud perfectly.

Module EXAM PREPARATION

DESCRIBING A PHOTO



In your speaking exams you have to talk about photos or pictures. This module will help you to do really well in this type of speaking exam.

Learning objectives:

1. Practise new vocabulary: describing a photo.
2. Study and drill the grammar: Present Continuous: positive, negative; *there is/are*.

Module plan:

1. Practise new vocabulary and grammar.
2. Drill the clichés, make up a plan of a description.
3. Drill the description of a picture.

Skills

A student will be able to:

- use corresponding vocabulary and grammar for describing a photo;
- describe a photo/picture taking into consideration the time limit of 90 seconds.



Ex. 1 [Describing a photo]. Vocabulary. Click the link, or scan the QR-code and practise the words.

https://quizlet.com/_7bdf7p

Glossary: in the top left hand corner, in the top right hand corner, in the background, in the middle of, in the centre, in the foreground, in the bottom left hand corner, in the bottom right hand corner, black-and-white, coloured.

Ex. 2 [Describing a photo]. Vocabulary. Click the link, or scan the QR-code and do the exercise.

<https://clck.ru/JZVuD>



Ex. 3 [Describing a photo]. Tips. Click the link and watch the video. What are the tips for describing a photo or a picture in an exam?

<https://clck.ru/LVUki>

| DO... | DON'T... |
|---|---|
| <ul style="list-style-type: none"> • ... • ... • ... | <ul style="list-style-type: none"> • ... • ... • ... |

Check in **KEY Describing a photo Ex. 3** at the end of the book.



Ex. 4 [Describing a photo]. Useful language. Click the link, or scan the QR-code and do the exercise.

<https://clck.ru/JZo9Z>

Glossary:

At the top/bottom of the picture...

In the middle of the picture...

On the left/right of the picture...

On top of...

Ex. 5 [Describing a photo]. Click the link, or scan the QR-code and do the exercise.

<https://clck.ru/JZoU2>



Ex. 6 [Describing a photo]. Read the tips.

In your speaking exams you have to talk about photos or pictures. Use this plan.

Describing pictures in English

1. Introduction

The photo/picture shows...

It was taken by/in...

It's a black-and-white/coloured photo.

2. What is where?

In the foreground/background you can see...

In the foreground/background there is...

In the middle/centre there are...

At the top/At the bottom there is...

On the left/right there are...

Behind/In front of ... you can see...

Between ... there is...

3. Who is doing what?

Here you describe the people in the picture or you say what is happening just now. Use the Present Progressive*.

4. What I think about the picture

It seems as if...

The lady seems to...

Maybe...

I think...

...might be a symbol of...

The atmosphere is peaceful/depressing...

I (don't) like the picture because...

It makes me think of...

***We use the Present Continuous (Present Progressive) to talk about things happening now.**

| POSITIVE | | NEGATIVE | |
|----------------------------|----------------|--------------------------------|----------------|
| I'm (I am) | verb + -ing | I'm not (= am not) | verb + -ing |
| You/we/they're ('re = are) | | You/we/they aren't (= are not) | |
| He/she/it's ('s = is) | | He/she/it isn't (= is not) | |

Example: They are sitting in your office. They aren't smoking.

Ex. 7 [Describing a photo]. Click the link, and do [exercise 7](#). Translate the sentences.



*Check in KEY Describing a photo Ex. 7 at the end of the book.
Choose any picture in this tutorial, using the information from this module,
describe it. Mind the timing of 90 seconds!*

Module 5. IN A CITY: SHOPS, BUILDINGS



Learning objectives:

1. Practise new vocabulary: places in a town; places in the country; rooms and things in a house; shops; *one* and *ones*; things to buy.
2. Study and drill the grammar: *there is / there are*; *How much...? How many...?*; *some, any, a*.

Module plan:

1. Practise new vocabulary and grammar.
2. Drill the clichés, role play the dialogues.

Skills

A student will be able to:

- describe the town and other places;
- describe the home and things in it;
- ask about other people's towns and homes;
- buy things in a shop;
- talk about the clothes to wear.

Ex. 5.1 [5A]; [Business]. Places in a town. Click the link, or scan the QR-code and practise the words.

https://quizlet.com/_78len6

Glossary: a square, a park, a market, a bus station, a station, a lake, a beach, the sea, a river, a museum, an airport, mountains, a road, a hotel.



Ex. 5.2 [5A]; [Business]. Places in a town. Click the link, or scan the QR-code and do the exercise.

<https://clck.ru/Je84k>



Ex. 5.3 [5A]; [Business]. Oral Drill. Describing a city. Click the link, or scan the QR-code and do [exercise 5.3](#). Tell about the town, say what there is/isn't/are/aren't in it, use the information below.

For example, you see: "1. nice parks +", you say: "There are nice parks in the town"; you check yourself (you hear: "There are nice parks in the town").

| № | Places in a town | Yes/ No | № | Places in a town | Yes/ No |
|----|---------------------|------------|----|----------------------------|------------|
| 1 | Nice parks | + | 11 | Museums | + |
| 2 | Interesting markets | - | 12 | Interesting streets | - |
| 3 | An airport | - | 13 | A station | + |
| 4 | A beach | - | 14 | A lake | - |
| 5 | Mountains | + | 15 | Cheap restaurants | + |
| 6 | A river | - | 16 | Expensive restaurants | - |
| 7 | Beautiful squares | + | 17 | Nice cafes | + |
| 8 | A university | + | 18 | Good places to go at night | + |
| 9 | Good hotels | - | 19 | Big hotels | - |
| 10 | Interesting shops | + | 20 | A cinema | + |

in the town

Ex. 5.4 [5B]. *Things in a flat. Click the link, or scan the QR-code and practise the words.*

https://quizlet.com/_78lgmu

Glossary: furniture, a double bed, a single bed, a fridge, a coffee table, a bath, a chair, a shower, a cooker, a toilet, a sink, a washbasin, an armchair, a desk, a plant, a sofa, a washing machine.



Ex. 5.5 [5B]. *Your flat. Click the link, and do [exercise 5.5](#). Translate the questions.*

Glossary: see Elementary TOEIC Question Bank. Module 5.



Ex. 5.6 [5B]. *Oral Drill. Your flat. Click the link, and do [exercise 5.6](#).*

Answer the questions for you.



Ex. 5.7 [5C]. *Click the link, or scan the QR-code and practise the words.*

https://quizlet.com/_78lid3

Glossary: a supermarket, a bookshop, a bank, a dry cleaner's, a chemist's, a kiosk, a newsagent's, a butcher's, a baker's, a department store, a greengrocer's, a post office.

Ex. 5.8 [5C]. *At the newsagent's. Click the link, or scan the QR-code and practise the words.*

https://quizlet.com/_78ljzd

Glossary: stamps, cigarettes, a map, batteries, film, envelopes, postcards, tissues, a magazine, a lighter, a newspaper, chocolate.



Ex. 5.9 [5C]. *Oral Drill. Where do people buy these things? Click the link, and do [exercise 5.9](#). Answer the questions.*

For example, you hear: "Where do people buy food?", you say: "You buy food in a supermarket"; you check yourself (you hear: "You buy food in a supermarket").



Ex. 5.10 [5C]. *At the newsagent's. Click the link, and do [exercise 5.10](#).*

Translate the client's part of the conversation.

Shop assistant: Hello, can I help you?

Client: Здравствуйте, у вас есть географические карты?

Shop assistant: Yes, they're there.

Client: О, отлично. Я возьму эти, пожалуйста. А еще у Вас есть какие-нибудь интересные журналы?

Shop assistant: No, sorry, we haven't.

Client: О, ну ладно. А сколько стоят сигареты?

Shop assistant: They are £8.80 and £9.70.

Client: Хорошо, мне одну пачку за 8.80. Ой, а еще эти открытки, пожалуйста.

Shop assistant: Here you are. Anything else?

Client: Нет, это все, спасибо. Сколько это стоит?

Shop assistant: That's £29.70, please.

Client: Спасибо.

Shop assistant: Here is your change and your receipt.

Client: Большое спасибо. До свидания.

Shop assistant: Bye.

Check in KEY 5.10 at the end of the book.

Ex. 5.11 [5D]. *Clothes. Click the link, or scan the QR-code and practise the words.*

https://quizlet.com/_78lm08

Glossary: trousers, shorts, jeans, a dress, shoes, a suit, a skirt, a jumper, trainers, a jacket, a hat, a tie, boots, a shirt, socks, a T-shirt, a top, a coat, a cap.



Ex. 5.12 [5D]; [Business]. *Your daily routine. Click the link, and do [exercise 5.12](#). Answer the questions.*

Glossary: see Elementary TOEIC Question Bank. Module 5.



Elementary TOEIC Question Bank

Module 5

YOUR LOCATION

Is there *a park / a station / a market / a cinema / or a theatre / a beautiful lake / a nice beach / an airport / a river / a university*

Are there *any interesting shops / any good restaurants / any nice cafes / any big hotels / any cheap places to stay / any mountains / any beautiful squares / any museums / any interesting streets / any cheap restaurants / any expensive restaurants / good places to go at night* near your home? / in your city?

YOUR FLAT

- Where is your flat?
- How much is the rent every month?
- How many bedrooms are there in the flat?
- How much space is there in the flat?
- How many chairs are there in the flat?
- How much furniture is there in the living room?
- How many people live in your home?
- How many rooms are there in your home?
- How many TVs have you got?
- How many phones are there in your home?
- How many pictures are there in your living room?

YOUR DAILY ROUTINE

- How much time do you spend watching TV every day?
- How much time do you spend on the phone every day?
- Do you like shopping? Why? / Why not?
- Do you like shopping for clothes? Why? / Why not?
- What's your favourite clothes shop? What do you usually buy there?
- When do you usually go shopping?
- How many meals do you have?
- How much coffee do you drink?

- How many hours do you spend travelling?
- How much time do you spend on a computer?
- How many emails do you write?
- Which things are important to you when you *go on holiday / go shopping*?

GOING SHOPPING

Where do you buy *trousers / shorts / jeans / a dress / shoes / a suit / a skirt / a jumper / trainers / a jacket / a hat / a tie / boots / a shirt / socks / a T-shirt / a top / a coat / a cap / sausages / stamps / aspirin / cigarettes / dictionaries / bread / apples / bananas / pasta / a TV / a new sofa / a map / batteries / an envelope / tissues / a magazine / a lighter / a bottle of water / a newspaper / chocolate?*



Independent study

a) Listen to recording 5.9 “At the newsagent’s” on the DVD and, at the same time, read the audioscript on page 151 [5] (Redston, C. Face2Face : Elementary Student’s Book). Next class be ready to read the text aloud perfectly.

b) Listen to recording 5.2 “Travelling” on the DVD and, at the same time, read the audioscript on page 152 [5] (Redston, C. Face2Face : Elementary Student’s Book). Next class be ready to read the text aloud perfectly.

Module 6. PEOPLE: GENERATIONS, CELEBRITIES



Learning objectives:

1. Practise new vocabulary: years; life events; weekend activities; adjectives with *very, really, quite, too*.
2. Study and drill the grammar: Past Simple: *be*, regular and irregular verbs (positive and Wh-questions).

Module plan:

1. Practise new vocabulary and grammar.
2. Drill the clichés, role play the dialogues.

Skills

A student will be able to:

- describe people and places;
- talk about things that happened in the life;
- ask questions about things other people did in the past;
- say and understand years;
- talk about what a person did last weekend;
- respond to people’s news and ask follow-up questions.

Ex. 6.1 [6A]. *Adjectives. Click the link, or scan the QR-code and practise the words.*

https://quizlet.com/_78lswb

Glossary: happy, poor, hot, friendly, noisy, short, boring, well, clean, intelligent, crowded, tall, dirty, ill, cold, empty, rich, stupid, quiet.



Ex. 6.2 [6A]. *Adjectives. Opposites. Click the link, or scan the QR-code and do the exercise. Match the adjectives to their opposites.*

<https://clck.ru/JXdf5>



Ex. 6.3 [6A]; [Business]. *Oral Drill. Click the link, and do the exercise 6.3a, 6.3b.*

a) Do [exercise 6.3a](#). *Ask where and when they were born:* Vladimir

Putin, Vladimir Pozner, Queen Elizabeth II, Donald Trump, Albert Einstein, Peter the Great, your mother, your pet.

For example, you see: “Vladimir Putin”, you ask: “Where was Vladimir Putin born?”, “When was Vladimir Putin born?”; you check yourself (you hear: “Where was Vladimir Putin born?”, “When was Vladimir Putin born?”).

b) Do [exercise 6.3b](#). *Answer where and when the people in the table were born.*

For example, you see: “Vladimir Putin / Leningrad / 1952”, you answer: “Vladimir Putin was born in Leningrad, in 1952”; you check yourself (you hear: “Vladimir Putin was born in Leningrad, in 1952”).

| Name | Where | When |
|--------------------|-----------|------|
| Vladimir Putin | Leningrad | 1952 |
| Vladimir Pozner | Paris | 1934 |
| Queen Elizabeth II | London | 1926 |
| Donald Trump | New York | 1946 |
| Albert Einstein | Ulm | 1879 |
| Peter the Great | Moscow | 1672 |
| Your mother | ... | ... |
| Your pet | ... | ... |
| You | ... | ... |



Ex. 6.4 [6A]. Click the link, and do the exercises 6.4a, 6.4b.

- a) Do **exercise 6.4a**. Translate the questions.
 b) Do **exercise 6.4b**. Answer the questions for you.

Glossary: see Elementary TOEIC Question Bank. Module 6.

Ex. 6.5 [6B]; [Business]. Life events. Click the link, or scan the QR-code and practise the words.

https://quizlet.com/_7arfyn

Glossary: start, study, finish, live, work, stay, want, marry, become, get, meet, forget, leave, go.



Ex. 6.6 [6B]. Regular/irregular verbs. Click the link, or scan the QR-code and do the exercise. Put the verbs in the correct category.

<https://clck.ru/JXgU2>

Ex. 6.7 [6B]. Regular/irregular verbs. Click the link, or scan the QR-code and do the exercise. Write the Past Simple form of the verbs.

<https://clck.ru/JXkiA>



Ex. 6.8 [6B]. Click the link, and do exercises 6.8a, 6.8b.

- a) Do **exercise 6.8a**. Translate the questions.
 b) Do **exercise 6.8b**. Answer the questions for you.



Ex. 6.9 [6B]. Oral Drill. Personal questions. Click the link, and do **exercise 6.9**. Make up questions starting with *When did/were you ...* and use the prompts below.

- born;
- start school;
- finish school;
- start university;
- meet your best friend;
- meet your first girlfriend/
boyfriend;
- go to live in a different town.

For example, you see: “born”, you ask: “When were you born?”; you check yourself (you hear: “When were you born?”).

Play the recording 6.9 once again, answer the questions for you.

Ex. 6.10 [6C]; [Business]. Weekend activities. Click the link, or scan the QR-code and do the exercise. Match the halves of the phrases.

<https://clck.ru/JfPx7>



Ex. 6.11 [6C]; [Business]. Weekend activities. Click the link, or scan the QR-code and do the exercise. Write the correct word from the Glossary.

<https://clck.ru/JXoQD>

Glossary: have, be, sleep, go away, do, write, clean, work.



Ex. 6.12 [6C]. Oral Drill. Last weekend. Click the link, and do [exercise 6.12](#). Answer the question “What did you do last weekend?”, use the information below for the answers.

- работать целый день;
- убраться в доме;
- писать письмо;
- стирать;
- уезжать на пару дней;
- спать до 11;
- болеть;
- хорошо провести время.



Ex. 6.13 [6C]. Responses. Click the link, or scan the QR-code and do the exercise. Match the sentences to the responses.

<https://clck.ru/JfQQG>

Glossary: What a shame! Oh, right. Oh, dear. Wow! Oh, nice. Oh, great! Really? You are joking!

Ex. 6.14 [6C]. Responses. Click the link, or scan the QR-code and do the exercise. Fill in the table with the responses.

<https://clck.ru/JfQZ4>



Ex. 6.15 [6C]; [Business]. Continuing a conversation. Click the link, or scan the QR-code and do the exercise.

What do you ask?

<https://clck.ru/JfQei>

Ex. 6.16 [6C]; [Business]. Continuing a conversation. Click the link, or scan the QR-code and do the exercise. Choose a word to fill in the gaps: *did, was or are.*

<https://clck.ru/JfQkT>



Ex. 6.17 [6C]; [Business]. Weekends. Click the link, and do [exercise 6.17](#). Translate the Mary's and Eva's parts of the conversation.

Eva: Hi. How was your weekend?

Mary: Ужасно. I was really ill on Sunday.

Eva: Бедняжка. А что случилось?

Mary: I had a bad stomach ache.

Eva: Как жаль. А как ты себя чувствуешь сейчас?

Mary: Yes, much better, thanks. And how was your weekend?

Eva: I went away for the weekend. To Italy!

Mary: Да ты что! А куда именно вы ездили?

Eva: We went to Rome – it was wonderful.

Mary: О, как здорово! Who did you go with?

Eva: My cousin, Lena.

Mary: And where did you stay?

Eva: Мы останавливались у родителей.

Mary: Понятно.

Glossary: Terrible. Oh, dear. What a shame. Wow! Oh, great. Oh, nice.

Check in KEY 6.17 at the end of the book.



Ex. 6.18 [6D]. Very, really, quite, too. Click the link, and do [exercise 6.18](#). Translate the phrases you hear.



Elementary TOEIC Question Bank

Module 6

WAS/WERE

- *When/Where* was your mother born?
- Were you at university yesterday?
- Where were you last night?
- Were you at home yesterday afternoon?
- Where were you on your last birthday?
- Were you in this class last year?
- Where were you last New Year's Eve?
- Were your family all together last New Year's Eve?
- What was your favourite TV programme?
- Were you tall for your age?
- Who was your favourite teacher?
- Were you good at sport?
- Were you with your friends on Saturday evening?
- Were both your parents born in the same country?
- Were you born in the place you live in now?
- Were you happy at school?
- Who was your best friend?
- Were you good at languages?
- What was your favourite food?
- What was your favourite drink?
- Where was your thirteenth birthday party?

DID

- What did you do *last night / on Friday evening*?
- Where did you meet your best friend?
- Where did your parents meet?
- When did you first go to another country?
- What did you do *last weekend / last week / yesterday / before you came to this lesson*?

COMPETITIONS

- Do you or your friends enter competitions?
- What things do people win in competitions?
- What is your perfect competition prize?



Independent study

a) Listen to recording 6.2 “My birthday” on the DVD and, at the same time, read the audioscript on page 152 [5] (Redston, C. Face2Face : Elementary Student’s Book). Next class be ready to read the text aloud perfectly.

n) Listen to recording 6.9 “Weekends” on the DVD and, at the same time, read the audioscript on page 152 [5] (Redston, C. Face2Face : Elementary Student’s Book). Next class be ready to read the text aloud perfectly.

Module 7. FILMS. MUSIC. NEWS



Learning objectives:

1. Practise new vocabulary: types of film and music; question words, past time phrases with *ago*, *last*, *in*; talking about the news.
2. Study and drill the grammar: Past Simple: negative, Yes/No-questions, short answers, irregular forms; question forms; articles: *a*, *an* and *the*.

Module plan:

1. Practise new vocabulary and grammar.
2. Drill the clichés, role play the dialogues.

Skills

A student will be able to:

- talk about types of film and music;
- say when things happened in the past;
- ask and answer questions about the past and the present;
- start a conversation about the news;
- respond to news stories.



Ex. 7.1 [7A]. *Types of film. Click the link, or scan the QR-code and practise the words.*

https://quizlet.com/_7awwd4

Glossary: action film, horror film, thriller, sci-fi film, cartoon, love story, comedy, historical drama, die, climbing accident, agent, license, kill.



Ex. 7.2 [7A]. *Click the links, and do exercises 7.2a, 7.2b.*

a) Do **exercise 7.2a.** *Translate the sentences.*

b) Do **exercise 7.2b.** *Make the sentences negative.*

Glossary: get up, have breakfast, go out, arrive late, go to bed.



Ex. 7.3 [7A]. *Oral Drill. What did you do? Click the links, and do exercises 7.3a, 7.3b.*

a) Do **exercise 7.3a.** *Make up YOU-questions, use the prompts below.*

| | |
|----|--|
| 1 | Go out last Saturday night |
| 2 | Stay in last Saturday night |
| 3 | Watch some sport on TV last weekend |
| 4 | Have dinner in a restaurant last night |
| 5 | Have dinner at home last night |
| 6 | Travel to another city last month |
| 7 | Get up late last Sunday |
| 8 | Get up early last Sunday |
| 9 | Buy some new clothes last weekend |
| 10 | Go to the cinema last month |
| 11 | Go to bed before midnight last night |
| 12 | Go to bed after midnight last night |

For example, you see: “go out last Saturday night”, you ask: “Did you go out last Saturday night?”; you check yourself (you hear: “Did you go out last Saturday night?”).

b) Do **exercise 7.3b.** *Play the recording, say YES to each question.*

Example: you hear “Did you go out last Saturday night?”, and you answer “Yes, I did”; then you check yourself (you will hear “Yes, I did”).



Ex. 7.4 [7A]. Oral Drill. Click the links, and do exercises 7.4a, 7.4b. 7.4c.

a) Do [exercise 7.4a](#). Make up YOU-questions, use the prompts below.

For example, you see: “play tennis or football last month”, you ask: “Did you play tennis or football last month?”; you check yourself (you hear: “Did you play tennis or football last month?”).

| | |
|----|--|
| 1 | Play tennis or football last month |
| 2 | Leave home before 8 a. m. this morning |
| 3 | Leave home after 8 a. m. this morning |
| 4 | Watch a DVD last weekend |
| 5 | Listen to the radio this morning |
| 6 | Have dinner before 9 p. m. last night |
| 7 | Have dinner after 9 p. m. last night |
| 8 | Go to a party or a concert last month |
| 9 | Get up before 8 a. m. this morning |
| 10 | Get up after 8 a. m. this morning |
| 11 | Meet some friends last Sunday |
| 12 | Do some sport last week |
| 13 | Have breakfast at home this morning |
| 14 | Have breakfast in a cafe this morning |
| 15 | Study English last weekend |

b) Do [exercise 7.4b](#). Play the recording, say NO to each question.

For example, you hear: “Did you play tennis or football last month?”, you answer: “No, I didn’t”; you check yourself (you hear: “No, I didn’t”)/

c) Do [exercise 7.4c](#). Play the recording, answer the questions for you.

Ex. 7.5 [7B]. Types of music. Click the link, or scan the QR-code and practise the words.

https://quizlet.com/_7b6rxf

Glossary: rap, rock music, pop music, classical music, opera, jazz, dance music, reggae, rock’n’roll, century.





Ex. 7.6 [7B]; [Business]. Question words. Click the link, or scan the QR-code and practise the words.

https://quizlet.com/_7b72vq

Glossary: who, where, when, why, whose, which, what, how many, how long, how old.



Ex. 7.7 [7A]. Oral Drill. Click the link, and do exercises 7.7a, 7.7b.

a) Do [exercise 7.7a](#). Make up YOU-questions; ask the last time a person did these things.

- cook a meal;
- go to the theatre;
- stay up very late;
- play tennis;
- watch a good film on TV;
- go out with friends;
- go dancing;
- go to the cinema;
- watch sport on TV;
- read a good book;
- go shopping for clothes;
- eat out.

For example, you see: “cook a meal”, you say: “When did you last cook a meal?”, you check (you hear: “When did you last cook a meal?”).

b) Do [exercise 7.7b](#). Play the recording 7.7a once again, answer the questions for you.

Ex. 7.8 [7C]. Verbs and nouns from news stories. Click the link, or scan the QR-code and practise the words.

https://quizlet.com/_7b757x

Glossary: crash, missing, lottery, choose, climb, flood, helicopter, lucky, lose, find, take, say, fall, break, win, put, tell.



Ex. 7.9 [7C]. In the news. Click the link, do [exercise 7.9](#). Translate the Mary’s and Eva’s parts of the conversations.

Conversation 1

Eva: Ты читала про женщину, которая выиграла в лотерею в этом месяце?

Mary: No. How much did she win?

Eva: Over 10 million rubles.

Мэри: Правда?

Ева: Yeah, but that's not the best bit. Her parrot chose the numbers for her!

Мэри: Ты шутишь!

Conversation 2

Ева: Did you hear about the car crash in Samara?

Мэри: Нет, что случилось?

Ева: Over twenty people were injured.

Мэри: О, это ужасно!

Ева: Yes, I know. But nobody died.

Мэри: О, это хорошо.

Glossary: Did you read about...? Really? You're joking! What happened? Oh no, that's terrible! Oh, that's good.

Check in KEY 7.9 at the end of the book.



Ex. 7.10 [7D]. *Nouns and irregular verbs. Click the link, or scan the QR-code and practise the words.*

https://quizlet.com/_7b7bcb

Glossary: hate, come, laugh, cry, say, buy, sit, wait, start, see, happen; front row, floor, feet, die, through, amazing, cut down, axe, noise, chainsaw.



Ex. 7.11 [7D]. *Click the link, and do [exercise 7.11](#). Answer the questions for you.*

Glossary: see Elementary TOEIC Question Bank. Module 7.



Elementary TOEIC Question Bank

Module 7

FILMS

- Did you go to the cinema last week?
- Did you see a Disney cartoon last year?
- Did you see a film on TV last weekend?
- Did you want to be an actor when you were a child?

MUSIC

- What type of music do you like?
- What type of music don't you like?
- Who are your favourite bands/singers/composers?

LAST

- **When did you last** *cook a meal / go to the theatre / stay up very late / play tennis / watch a good film on TV / go out with friends / go dancing / go to the cinema / watch sport on TV / read a good book / go shopping for clothes / eat out?*
- Did you go to the capital city of another country last year?

YOUR ENTERTAINMENT

- Did you go to any concerts last year?
- Do you listen to lots of different types of music?
- Were you musical when you were a child?
- Did you go to a club last month?
- Do you like classical music?
- Do you watch musical videos on the Internet?
- Did you download any music last week?
- What do you usually listen to?
- What's your favorite comedy programme or film?
- Do you like listening to or telling jokes?
- Do you often go to the theatre at the weekend?
- Do you watch the TV programme *Comedy Club*?

NEWS

- Where do you usually get news – the TV, the radio, newspapers or the Internet?
- Do you watch or listen to the news every day? If yes, at what time of day?
- What was in the news yesterday?

YOUR YESTERDAY

- Did you get up early?
- Were you at university all day?
- Was your teacher nice to you?
- Did you listen to any music?
- Were you at home in the evening?
- Did you go to bed late?




Independent study

a) Listen to recording 7.7 “Musical genius” on the DVD and, at the same time, read the audioscript on page 153 [5] (Redston, C. Face2Face : Elementary Student’s Book). Next class be ready to read the text aloud perfectly.

b) Listen to recording 7.8 “In the News” on the DVD and, at the same time, read the audioscript on page 153 [5] (Redston, C. Face2Face : Elementary Student’s Book). Next class be ready to read the text aloud perfectly.

Module 8. CULTURE AND TRADITIONS



Learning objectives:

1. Practise new vocabulary: holiday activities, adjectives to describe places, verb collocations.
2. Study and drill the grammar: *can/can't* for possibility; comparatives.

Module plan:

1. Practise new vocabulary and grammar.
2. Drill the clichés, role play the dialogues.

Skills

A student will be able to:

- talk about things a person does on holiday;
- say what a person can and can't do where a person lives, travels;
- describe and compare places a person knows.



Ex. 8.1 [8A]; [Business]. *Holiday activities. Click the link, or scan the QR-code and practise the words.*

https://quizlet.com/_7b8jfc

Glossary: go for walks, go fishing, go sightseeing, go to the beach, go skiing, go cycling, go on boat trips, sunbathe, have picnics, stay in a hotel, stay with friends, a camp, rent a car, rent a bike, travel by public transport, go on holiday.



Ex. 8.2 [8A]; [Business]. *Oral Drill. On holidays. Click the links, do exercises 8.2a, 8.2b.*

*a) Do **exercise 8.2a**. Make up questions with CAN YOU...?*

In a hotel in Sharm El Sheikh you can (+) / can't (-)...

| + | - |
|--------------------------|---|
| Go dancing late at night | Go to football matches |
| Watch films in english | Go out to eat after 11 p. m. |
| Go shopping on sundays | Go out to eat at 2 a. m. |
| Go for walks | Travel by public transport after midnight |
| Go to the beach | Go to museums |
| Go swimming | Go fishing |
| Go on boat trips | Go skiing |
| Sunbathe | Rent a car |
| | Rent a bike |
| | Travel by public transport |

For example, you see: “go dancing late at night”, you ask: “Can you go dancing late at night?”; you check yourself (you hear: “Can you go dancing late at night?”).

*b) Do **exercise 8.2b**. Answer the questions, use the information from the table.*

For example, you hear: “Can you go dancing late at night?”, in the table you see “+”, and you answer: “Yes, you can”; you check yourself (you hear: “Yes, you can”).

Ex. 8.3 [8 A–B]. *Adjectives to describe places. Click the link, or scan the QR-code and practise the words.*

https://quizlet.com/_7b8ljg

Glossary: a prison, a cable car, a bridge, an island, a tourist, a boat; noisy, clean, boring, friendly, dangerous, crowded, empty, unfriendly, safe, modern, quiet, dirty, interesting.



Ex. 8.4 [8A]; [Business]. *Comparatives. Click the link, do exercise 8.4. Translate the sentences.*



Ex. 8.5 [8 A–B]. *Adjectives to describe places. Click the link, or scan the QR-code and do the exercise.*

<https://clck.ru/JYxxC>

Ex. 8.6 [8C]; [Business]. *Would. Click the link, or scan the QR-code and do the exercise.*

<https://clck.ru/JgHbh>

Glossary: Would you like to do... / I'd rather do... / Do you want to do... / What do you want to do... / I'd like to do...



Ex. 8.7 [8D]; [Business]. *Verb collocations. Click the link, or scan the QR-code and practise the words.*

https://quizlet.com/_7b8ru6

Glossary: book a flight, book a hotel, book a table, rent a motorbike, rent a car, rent an apartment, get to your place, get a taxi, get a bus, stay in Russia, stay with us, stay in a hotel.

Ex. 8.8 [8D]; [Business]. Verb collocations. Click the link, or scan the QR-code and do the exercise. Put the phrase in the correct category.

<https://clck.ru/JYxdb>



Ex. 8.9 [8D]. Can you? Click the link, do [exercise 8.9](#). Translate the sentences.



Elementary TOEIC Question Bank

Module 8

HOLIDAY ACTIVITIES

Do you usually *go for walks / go fishing / go sightseeing / go shopping / go to the beach / go skiing / go cycling / go on boat trips / sunbathe / have picnics / stay in a hotel / stay with friends / stay with family / rent a car / rent a bike / travel by public transport* on holiday?

YOUR LAST HOLIDAY

- When was your last holiday?
- Where did you go?
- Who did you go with?
- Where did you stay?
- What did you do in the day?
- How did you travel around?
- Did you have a good time?

CAN/CAN'T

Can you *go dancing late at night / go to the cinema after 11 p. m. / watch films in English / go shopping on Sundays / go to football matches / go out to eat at 2 a. m. / travel by public transport after midnight / go to museums* in your favourite holiday place?

Where can people go for *an exciting / interesting / a relaxing* day out in your country?

WOULD/WANT

- What do you want to do tomorrow?
- Where would you like to go?
- Do you want to go *to dacha / go for a walk / watch TV / play tennis / go for a drink*?

- Would you like to *go to the cinema / go out for meals / go to a club / go out / go swimming?*

WEDDING

- When did you last go to a wedding?
- Where was it?
- Whose wedding was it?
- What *did / didn't* you like about the wedding?
- How many people were there?
- What did you wear?

PERSONAL QUESTIONS

- When was the last time you stayed with a friend?
- Do you rent your home or did you buy it?
- How do you get to your English class?
- Do you ever take a taxi back home after class?
- Where was the last hotel you stayed in?
- Do you ever book flights on the Internet?
- How much is it to rent a car in your city?
- Do you need to book a table at your favourite restaurant?

TOURIST'S QUESTIONS

(Imagine, I am a tourist in your city)

- Where can I get a bus to an airport?
- Which museums can I visit for free?
- Where can I buy some nice presents?
- Where can I get a good pizza?
- Can I find a hotel room for under 2000 rubles?

THE UNITED KINGDOM AND RUSSIA

- Which country is smaller?
- Which capital city is bigger?
- Which country is more expensive to live?
- Which capital city is more modern?
- Which country's football team is better?



Independent study

a) *Listen to recording 8.1 “Places to go on holiday” on the DVD and, at the same time, read the audioscript on page 153 [5] (Redston, C. Face2Face : Elementary Student’s Book). Next class be ready to read the text aloud perfectly.*

b) *Listen to recording 8.8 “A family on holidays” on the DVD and, at the same time, read the audioscript on page 154 [5] (Redston, C. Face2Face : Elementary Student’s Book). Next class be ready to read the text aloud perfectly.*

REFERENCES

1. Kirillova, A. Applying Blended Learning Approach to Teaching English to Master's Students / Anna Kirillova, Evgeniya Koss, Inna Usatova // SHS Web Conf. – 2019. – № 69, 00061. – URL: <https://doi.org/10.1051/shsconf/20196900061> (дата обращения 01.01.2020).
2. Косс, Е.В. Сложность освоения различных видов речевой деятельности на начальных уровнях английского языка. Текст: филологический, социокультурный, региональный и методический аспекты : VI Международная научная конференция : сборник материалов / под ред. Г.Н. Тараносовой, И.А. Измestьевой. – Тольятти : Изд-во ТГУ, 2019. – С. 266–272.
3. Barrall, I. Intelligent Business : Coursebook : Elementary Business English / I. Barrall, N. Barrall. – Edinburgh Gate : Pearson Education Limited, 2008. – 176 p.
4. Barrall, I. Intelligent Business : Coursebook : Elementary Business English. Audio CD 1 / I. Barrall, N. Barrall. – Edinburgh Gate : Pearson Education Limited, 2008.
5. Johnson, Ch. Intelligent Business : Skills Book : Elementary Business English / Ch. Johnson. – Edinburgh Gate : Longman, 2008. – 112 p.
6. Redston, C. Face2Face : Elementary Student's Book / C. Redston, G. Cunningham. – Second Edition. – Cambridge : University Press, 2016. – 168 p.

Internet resources

1. Quizlet. Ресурс, представляющий собой электронное приложение для заучивания новых слов. – URL: <https://quizlet.com> – (дата обращения: 01.01.2020).
2. LearningApps.org. Приложение Web 2.0 для поддержки обучения и процесса преподавания с помощью интерактивных модулей. – URL: <https://learningapps.org/> (дата обращения: 01.09.2018).
3. Forvo. Веб-сайт, содержащий аудиофайлы (.mp3; .ogg для HTML5) с произношением слов из большинства распространенных языков мира, записанные их носителями. URL: <https://forvo.com/> – (дата обращения: 01.01.2020).
4. Macmillan Dictionary. Бесплатный англо-английский словарь знаменитого издательства, предлагает определение, произношение, формы слова. – URL: <https://www.macmillandictionary.com/>. – (дата обращения: 01.01.2020).

KEYS

KEY 0.3. A F G E H J H I P U Q R V Z W Y

KEY 1.9. Part one: 13, 40, 14, 50, 30, 15, 19, 80, 18, 100.

Part two: 31, 53, 88, 98, 43, 34, 44, 33, 27, 65.

KEY 1.16

Visitor: Good morning, my name's Aleksandr Esenin. I'm here to see Mr Willis.

Receptionist: Good morning Mr... Sorry. Can you say your name again?

Visitor: Esenin. E-S-E-N-I-N.

Receptionist: And your company name?

Visitor: I'm not with a company. I'm a student.

Receptionist: Oh, right. Now you want to see Mr Willis. Is that Bruce Willis or Walter Willis?

Visitor: Oh, I'm not sure...

Receptionist: What's his job?

Visitor: He's a Personnel Manager. I'm here about a job.

Receptionist: OK. That's Bruce Willis. Just a moment. I'll call him...

Hello? It's Reception here. Mr Aleksandr Esenin is here to see Mr Bruce Willis...

Oh, he isn't? OK...

I'm sorry. He isn't in his office at the moment. He is in the meeting. Can you wait about ten minutes?

Visitor: Yes, of course.

Receptionist: Please, have a seat.

Visitor: Thank you.

Receptionist: Oh, and here is your visitor's badge.

Visitor: Thank you.

KEY 2.6. Conversation 1

Client: Three tickets for *How to Train a Dragon 3*, please.

Seller: Three children?

Client: Yes, please. How much is that?

Seller: 958 rubles, please.

Client: Here you are. What time is the film?

Seller: Twenty to ten.

Client: Right. Thanks a lot.

Seller: You're welcome. Enjoy the film.

Conversation 2

Client: Two tickets for *Green Book*, please.

Seller: Two adults?

Client: Yes, please. How much is that?

Seller: 488 rubles, please.

Client: Here you are. What time is the film?

Seller: Half past three.

Client: Right. Thanks a lot.

Seller: You're welcome. Enjoy the film.

KEY 3.2

What time / When do you get up in the week / at the weekend?

What time / When do you have breakfast in the week / at the weekend?

What time / When do you leave home in the week / at the weekend?

What time / When do you start classes in the week?

What time / When do you have lunch in the week / at the weekend?

What time / When do you finish classes in the week?

What time / When do you get home in the week / at the weekend?

What time / When do you have dinner in the week / at the weekend?

What time / When do you go to bed in the week / at the weekend?

For how many hours at night do you sleep in the week / at the weekend?

KEY 3.7b

| | |
|------------------------------------|-------------------------------|
| 1) <u>March 17th</u> | St. Patrick's Day |
| 2) <u>April 21st</u> | The Queen's birthday |
| 3) <u>December 25th</u> | Christmas |
| 4) <u>February 14th</u> | Valentine's Day |
| 5) <u>March 8th</u> | International Women's Day |
| 6) <u>December 31st</u> | New Year's Day |
| 7) <u>October 31st</u> | Halloween |
| 8) <u>June 12th</u> | Russia Day |
| 9) <u>July 4th</u> | Independence Day |
| 10) <u>August 13th</u> | International Lefthanders Day |

KEY 4.7. At the restaurant

Waitress: Would you like to order now?

Eva: Yes. I'd like a chicken salad, please.

Jane: And can I have a burger and chips, please?

Waitress: What would you like to drink?

Jane: Can we have a bottle of beer?

Waitress: Would you like a big bottle or small bottle?

Jane: Big, please.

Eva: And we'd like two cups of coffee, please.

Waitress: Yes, of course.

Jane: Excuse me.

Waitress: Yes, madam. Would you like anything else?

Jane: No, thank you, but can we have the bill, please?

Waitress: Certainly.

KEY 4.10. Giving directions

– Go down Gai boulevard. Turn left at the *Kapital*. Go down that road.

Go past *Linn*. Take the second turning on the right. Go straight on.

Take the second turning on the left. And you are there.

– Ok, thanks for your help.

KEY Describing a photo Ex. 3

| DO... | DON'T... |
|--|---|
| <ul style="list-style-type: none">• Look at your picture carefully and take a few moments to think before you start talking.• Talk for all the time you are given. If you have one minute to do the task, use every second.• Practise the useful language below so you can explain which part of the picture you are talking about | <ul style="list-style-type: none">• Panic if you don't know the words for all the things in the picture. You don't need to know all the words for everything in the picture if you know what to say when you don't know an exact word.• Get distracted and don't start talking about something else. Focus on the photo or picture.• Panic if your mind goes blank. Take a deep breath, look at the picture and start again |

KEY Describing a photo Ex. 7

The photo shows an office. **It's a coloured photo.** **In the foreground you can see** a grey computer on the desk. **There is a** bottle of water, stationery and two green plants on the desk. One of the plants has a pink flower. **There is a** black chair behind the desk. **There is a** white lamp, too.

In the background of the picture there is a manager. **He's sitting in front of the** computer. **He's wearing** a black suit. He's got black short hair. **He's looking at the** computer. **I think, he's working, maybe he's writing** a report.

It seems as if it's very early in the morning, because there isn't anybody in the office.

On the left and on the right of the picture there are big plants.

KEY 5.10. At the newsagent's

Shop assistant: Hello, can I help you?

Client: Hello, have you got any maps?

Shop assistant: Yes, they're there.

Client: Oh, yes. I'll have these ones, please. And have you got any interesting magazines?

Shop assistant: No, sorry, we haven't.

Client: Oh, OK. How much are the cigarettes?

Shop assistant: They are £8.80 and £9.70.

Client: OK, I'll have an £8.80 one. Oh, and, um, these postcards, please.

Shop assistant: Here you are. Anything else?

Client: No, that's all, thanks. How much is that?

Shop assistant: That's £29.70, please.

Client: Thanks.

Shop assistant: Here is your change and your receipt.

Client: Thanks very much. Bye.

Shop assistant: Bye.

KEY 6.17. Weekends

Eva: Hi. How was your weekend?

Mary: Terrible. I was really ill on Sunday.

Eva: Oh, dear. What's wrong?

Mary: I had a bad stomach ache.

Eva: What a shame. Are you OK now?

Mary: Yes, much better, thanks. And how was your weekend?

Eva: I went away for the weekend. To Italy!

Mary: Wow! Where did you go?

Eva: We went to Rome – it was wonderful.

Mary: Oh, great! Who did you go with?

Eva: My cousin, Lena.

Mary: And where did you stay?

Eva: We stayed with my parents.

Mary: Oh, nice.

KEY 7.9. In the news

Conversation 1

Eva: Did you read about the woman who won this month's lottery?

Mary: No. How much did she win?

Eva: Over 10 million rubles.

Mary: Really?

Eva: Yeah, but that's not the best bit. Her parrot chose the numbers for her!

Mary: You're joking!

Conversation 2

Eva: Did you hear about the car crash in Samara?

Mary: No. What happened?

Eva: Over twenty people were injured.

Mary: Oh no, that's terrible.

Eva: Yes, I know. But nobody died.

Mary: Oh, that's good.

При создании практикума использованы изображения с сайтов www.pixabay.com, google.com, распространяемые по лицензии «на использование и изменение», а также собственные авторские аудиозаписи.